

**21<sup>st</sup> century**  
**DRUMMING**  
•solo series

# **‘Rockin’ with Two Hands’**

*Exploring Rock Sounds on the Drumkit*

by

**MICHAEL PIGNÉGUY**



**Medium Level Performance Piece and Preparation for Players 1 ½ Years Experience and Over**

*Great for Eisteddfods and Competitions*



# 'Rockin' with Two Hands'

by Michael Pignéguy

- Check Out the Notation Info and Performance Notes
- Don't Forget to do all the Repeats
- & Carve It Up!!

$\text{♩} = 100-130$

(Ride Cymbal)

A.

1. 2.

B.

C.

R L R R

L

### Notation Information

### Performance Notes

This solo uses solid sixteenth note rock patterns on the Hi Hat and Toms to show how much fun can be had when you use a bit of variation and development. After working on the ‘Solo Preparation’ on the next page, check out each section before putting the whole solo together. Also note that section C can be substituted with your own ideas to great effect.

After you’ve got the whole solo happening you might like to check out the ‘21<sup>st</sup> Century Drumming’ Solo Series CD which has recordings of both this and other solos featured on it along with a live percussion play-along that you can use at home or for your own solo performances.

### Background Listening

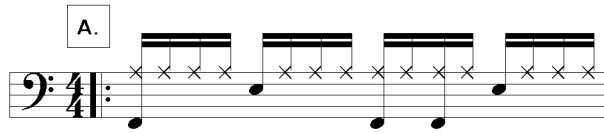

Lots of great rock drummers have made sixteenth grooves sound great – you might like to check out Frank Beard (ZZ Top), Jeff Burrows (The Tea Party), Peter Criss (Kiss) and Lars Ulrich (Metallica) or go to [www.21stcenturydrumming.com.au](http://www.21stcenturydrumming.com.au) for suggested listening lists (by styles) complete with links to other sites.



### PTO for Solo Preparation

## Solo Preparation

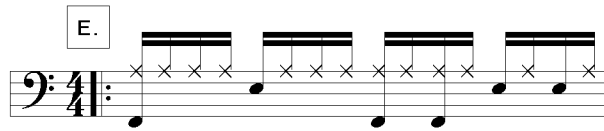
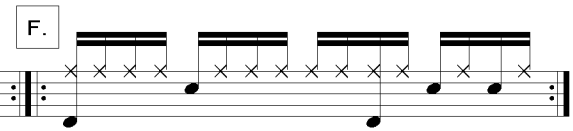
- Repeat Each Exercise Eight Times
- Right Hand Only Plays Snare

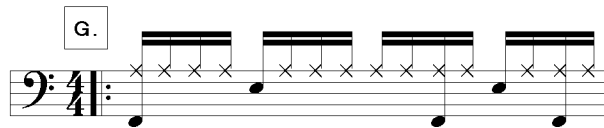
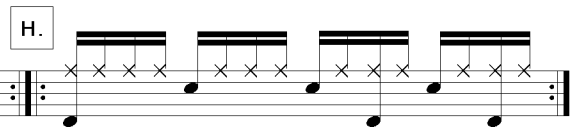
### Group 1

A.  B. 

C.  D. 

### Group 2



E.  F. 



G.  H. 

## Tom Applications

- Remember - the Right Hand Primarily Plays the Floor Tom &
- The Left Hand Plays Tom One

### Exercises

A.  B.  Snare on 2 & 4

C.  D. 

E. 

For Further Preparation and Development see;

**21<sup>st</sup> Century Drumming Book II**